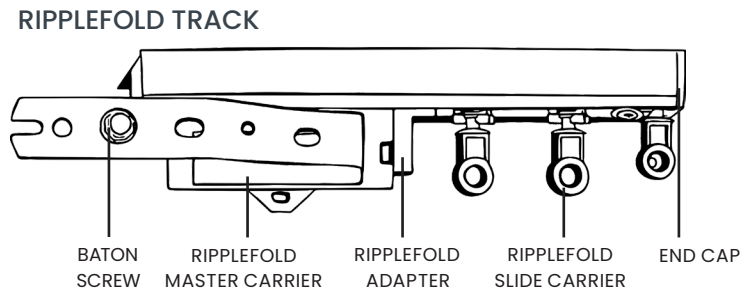
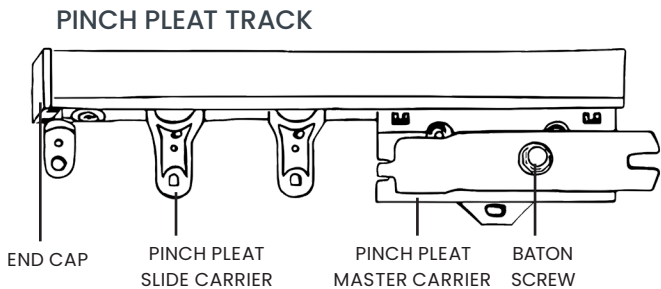
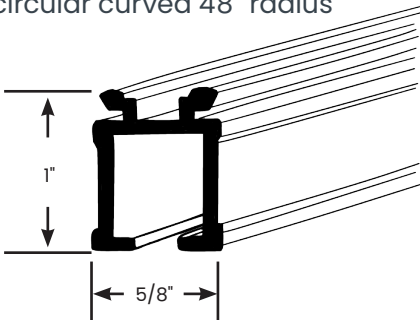


Drapery Track Hardware

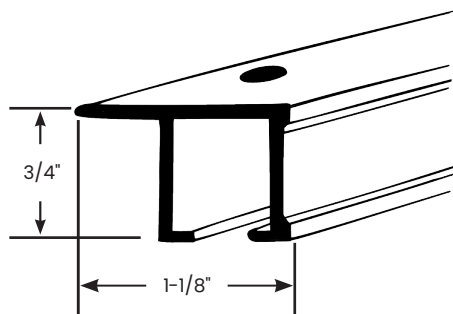
Available in ceiling and wall mount, the drapery track can accommodate pinch pleat and Ripplefold drapery. The tracks are extruded aluminum finished with a white polyester powder coating (PPC).



- UNI TRACK NO LIP**
- Wall, ceiling, or recessed mount
 - Drapery Type - Pinch Pleat and Ripplefold
 - Can be angular bent using 12" and 14" radius or circular curved 48" radius



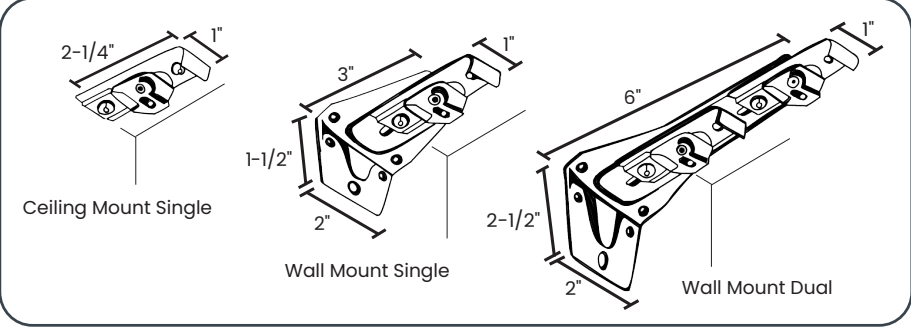
- UNI TRACK WITH LIP**
- Ceiling or recessed mount
 - Drapery Type - Pinch Pleat and Ripplefold
 - Cannot be curved or bent



SPECIFICATIONS


Track	Drapery Type	Mount	Draw Options	Draw Direction	Max. Track Length	Max. Fabric Weight
Uni Track No Lip	Pinch Pleat and Ripplefold	Wall, ceiling or recessed	Standard Baton ADA Loop Baton Cord Drawn Motorized Options Available	One-way	20'	40 lbs
				Two-way	40'	80 lbs
Uni Track with Lip	Pinch Pleat and Ripplefold	Ceiling or recessed	Standard Baton ADA Loop Baton Cord Drawn Motorized Options Available	One-way	16'	32 lbs
				Two-way	32'	64 lbs

UNI TRACK NO LIP BRACKETS




BATONS

Standard Baton
Available in
36", 48" & 60"L, 72 & 96



ADA Baton - 3/8" Fiberglass with loop
Available in
48", 60", 72" & 96"L



Clear acrylic and metal baton options available upon request